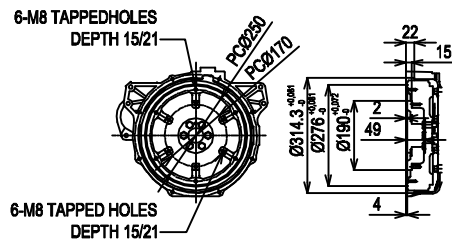
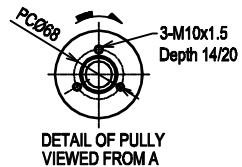


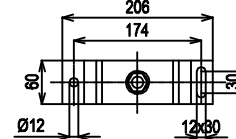
DETAIL OF FLYWHEEL



DIRECTION OF ROTATION



DETAIL OF MOUNTING BLOCK



NOTE:

1. DWG. SHOWS MOUNTING BLOCKS AT ORIGINAL HEIGHT. ENGINE WEIGHT WILL COMPRESS BLOCKS BY 4MM (APPROX).
2. MOUNTING BLOCKS ARE EQUIPPED FOR STANDARD ACCESSORY.
3. THE FIGURES MARKED WITH * SHOW THE DIMENSIONS WITH U-MIXING ELBOW, OR OPTIONAL COUPLING.
4. ● SHOWS THE CENTER OF GRAVITY.
5. INSTALL THE WATER SEPARATOR BETWEEN FUEL TANK AND FEED PUMP

NOTE: ALL DIMENSIONS ARE IN MM

Scale 1/10	YANMAR MARINE INTERNATIONAL November 2006	JH4-4JH4AExBOBTAIL
---------------	--	--------------------